










Christ Church Primary School Curriculum Letter Year 1 and 2 Spring Term 2 – Pirates Ahoy!

| | | | | |
|--|---|---|--|--|
| <p style="text-align: center;"><u>Maths</u></p> <p>Children will be following the Inspire scheme of work which is closely linked to mathematics in Singapore.</p> <p>D2 will focus on multiplication and division of numbers. This will include looking at and solving word problems.</p> <p>M1/2 will focus on 2 digit numbers and tasks related to place value. They will also be looking at money and mass.</p> <p>J/B1 will focus on reading, writing and working with numbers to 20. This will include addition and subtraction of numbers within 20.</p> <p style="text-align: center;"></p> <p>Please support your child in completing maths homework and maths challenges.</p> | <p style="text-align: center;"><u>Science</u></p> <p>The children will be learning to work scientifically. By completing a number of different experiments the children will learn to:</p> <ul style="list-style-type: none"> • Ask simple questions. • Observe closely, using simple equipment. • Perform simple tests. • Identify and classify. • Use observations and ideas to suggest answers to questions. • Gather and record data to help in answering questions. <p style="text-align: center;"></p> | <p style="text-align: center;"><u>Geography / History</u></p> <p>Our topic this year will be all about Pirates. We will be...</p> <p style="text-align: center;"></p> <p>Researching famous pirates from the past. We will be asking questions about how they lived and learning interesting facts about their lives. We will then be sharing this information with our peers.</p> <p>We will be using maps and atlas to identify and name the different continents and oceans around the world. As part of our Pirate theme we will also be learning the compass directions and using grids and maps like real pirates!</p> | <p style="text-align: center;"><u>PE</u></p> <p style="text-align: center;"></p> <p>This half term, the children will be continuing to develop their gymnastic skills through floor work on mats and on the large apparatus.</p> <p>As well as this, they will also be learning the steps to their May Day Dance, ready for our May Day Celebrations.</p> <p>Please ensure your child has a named PE kit in school. This needs to include pumps and sweatshirt and jogging bottoms to wear outside. Please ensure no earrings are worn on PE days.</p> | <p style="text-align: center;"><u>PSHE</u></p> <p style="text-align: center;"></p> <p>We will focus on</p> <p>Managing change:</p> <p>This will focus on change and loss and the associated feelings (including moving home, losing toys, pets or friends) about the process of growing from young to old and how people's needs change.</p> <p>Relationships:</p> <p>We will be looking at how different relationships make us feel. How we can identify relationships that are unhealthy and what we can do to help ourselves. We will also look at how we can respect each other.</p> |
| <p style="text-align: center;"><u>Literacy</u></p> <p>The texts that we will be focusing on this half term are</p> <p style="text-align: center;"></p> <p>Daily phonics and guided reading sessions will support children's reading and spellings skills.</p> <p>Please ensure children bring their book bag to school every day. They need to read their reading book and practise their sounds and tricky words cards as often as possible.</p> | <p style="text-align: center;"><u>Computing</u></p> <p>We are treasure hunters</p> <p>Children will be giving step-by-step instructions to a simple programmable robot to achieve a particular goal.</p> <p>The robot simply follows the <i>instructions</i> it's given. Sometimes, children's <i>programs</i> won't work as planned. In these cases, they need to correct (<i>debug</i>) their programs to fix their mistakes to complete the task.</p> | <p style="text-align: center;"><u>Art / D&T</u></p> <p>In Art and DT the children will be looking at what pirates wore on their heads. Once they have gathered ideas about the different bandannas worn, the children will be creating their own! They will be experimenting with dying techniques to add colour and pattern to their fabric. Then designing and sewing their own pirate badge to their bandanna.</p> <p style="text-align: center;"></p> | <p style="text-align: center;"><u>Music</u></p> <p>The children will be working a specialist music teacher playing a range of instruments including percussion and electronic keyboards.</p> <p style="text-align: center;"></p> | <p style="text-align: center;"><u>RE</u></p> <p>The children will start to identify the importance for some people to belonging to a religion and recognise the difference this makes to their lives.</p> <p style="text-align: center;"></p> |